

Establish Classroom Routines

VariQuest[™]
Visual Learning Tools

Tools to Define and Communicate Clear Expectations

The following activities are designed to aid in creating an efficient and effective classroom with clear expectations and procedures. Incorporating these activities and instructional tools into your classroom will help with classroom management, specifically when students are expected to work independently. These activities are especially useful when working with students with emotional and/or behavioral disorders and students diagnosed with autism, who will benefit from consistency in the classroom and throughout the building, along with increased visual supports. You will also find extension ideas that include how you could use other VariQuest templates and shapes to enhance each activity and/or bridge it to connect to other curriculum areas.

NOTE:

For all Cutout Maker e-Dies, cold laminate the construction paper prior to cutting out to create longer-lasting manipulatives that can be re-used or sent home for additional reinforcement.

For all posters, cold laminate and use dry-erase markers to write on and wipe off to re-use and foster interactive learning with students.

TARGET AUDIENCE

K-12

OBJECTIVE

Establish a consistent routine.

MATERIALS

Classroom routine chart or calendar

Clocks and Subject Area cut outs (when appropriate)

PREPARATION

Customize Poster Maker templates to create a daily, weekly and/or monthly schedule poster that will reinforce classroom routine.

GRADES K-3


Create a poster with times and pictures for each different subject/transition time throughout the day. Use Poster Maker template (shown) to draw in the time on the face of the clock or use Cutout Maker e-Die (shown) to create clock cutouts for each transition time. Display the time using the hands on the clock and write out the time in numbers for each transition throughout the day.

Use the Cutout Maker e-Die fonts to cut out the name of each activity, along with a Cutout Maker e-Dies (shown) to represent the activity and post next to the poster — this allows for both a written and visual representation of daily activities.


Create a poster with the schedule for each day of the week.

ACTIVITIES


- Post at the front of the classroom or near the clock and review with students.
- Whenever possible, stick to the schedule. Consistency in the schedule will make transitions become routine and eliminate confusion.



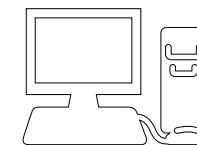
Telling Time
VIS075



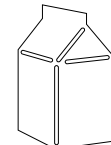
Clock
MTH279



Slide SIW078
RECESS



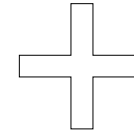
Computer HOM235
COMPUTERS



Milk Carton FOD091
SNACK TIME



Globe SIW164
SOCIAL STUDIES



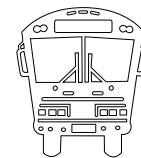
Addition MTH285
MATH




Quarter Note MUS014
MUSIC



Books SAE175
READING/LANGUAGE



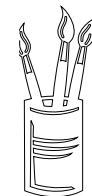
Bus SIW092
GOING HOME



Library Symbol SAE197
LIBRARY



Test Tubes SCI071
SCIENCE



Paint Brushes SIW063
ART

GRADES 4-6

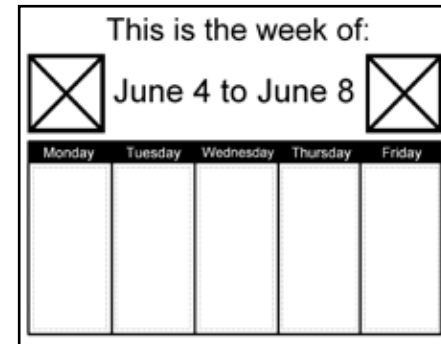
Customize a weekly schedule using Poster Maker templates for weekly calendars (shown) or monthly schedules (shown) that highlight important dates, such as field trips, celebrations, conferences, etc...

Use Cutout Maker e-Dies to provide a picture representation for important events (shown).

Post this schedule and refer to it often. Encourage students to update their own planners accordingly

ACTIVITIES


- Post at the front of the classroom or near the clock and review with students.
- Highlight important times and dates and have students record in planners if appropriate.
- Whenever possible, stick to the schedule. Consistency in the schedule will make transitions become routine and eliminate confusion regarding school events and due dates.



Weekly Calendar SCH062




Monthly Calendar
SCH065




Monthly Calendar
SCH065



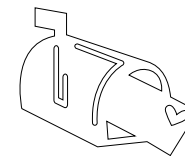
Monthly Calendar
SCH065




Monthly Calendar
SCH065




Halloween
HOL037



Valentine's Mailbox
HOL205



Shamrock
HOL223



4th of July Eagle
HOL276



Birthday Cake
CEL132



100th Day of School
CEL197

GRADES 7-12

Customize a weekly schedule using Poster Maker template, Calendar - Week 4, or monthly schedule using Poster Maker template, Calendar - Month 1, with important dates, including when long-term projects are due, mid-terms, college scholarship applications, etc...

ACTIVITIES

- Post at the front of the classroom or near the clock and review with students.
- Highlight important times and dates and have students record in planners if appropriate.
- Whenever possible, stick to the schedule. Consistency in the schedule will make transitions become routine and eliminate confusion regarding school events and due dates.

Weekly Schedule		
Teacher's Name	Monday	Tuesday
Subject		
Grade/Room		
Wednesday	Thursday	Friday
Events	Handouts	Notes

Weekly Calendar
SCH082

Month						
SUNDAY	MONDAY	TUESDAY	WEDNESDAY	THURSDAY	FRIDAY	SATURDAY
<input type="checkbox"/>	<input type="checkbox"/>	<input type="checkbox"/>	<input type="checkbox"/>	<input type="checkbox"/>	<input type="checkbox"/>	<input type="checkbox"/>
<input type="checkbox"/>	<input type="checkbox"/>	<input type="checkbox"/>	<input type="checkbox"/>	<input type="checkbox"/>	<input type="checkbox"/>	<input type="checkbox"/>
<input type="checkbox"/>	<input type="checkbox"/>	<input type="checkbox"/>	<input type="checkbox"/>	<input type="checkbox"/>	<input type="checkbox"/>	<input type="checkbox"/>
<input type="checkbox"/>	<input type="checkbox"/>	<input type="checkbox"/>	<input type="checkbox"/>	<input type="checkbox"/>	<input type="checkbox"/>	<input type="checkbox"/>
<input type="checkbox"/>	<input type="checkbox"/>	<input type="checkbox"/>	<input type="checkbox"/>	<input type="checkbox"/>	<input type="checkbox"/>	<input type="checkbox"/>

Monthly Calendar
SCH065