

**Prepare** for Success

**VariQuest**<sup>™</sup>  
Visual Learning Tools

**Tools to Define and Communicate Clear Expectations**

The following activities are designed to aid in creating an efficient and effective classroom with clear expectations and procedures. Incorporating these activities and instructional tools into your classroom will help with classroom management, specifically when students are expected to work independently. These activities are especially useful when working with students with emotional and/or behavioral disorders and students diagnosed with autism, who will benefit from consistency in the classroom and throughout the building, along with increased visual supports. You will also find extension ideas that include how you could use other VariQuest templates and shapes to enhance each activity and/or bridge it to connect to other curriculum areas.

NOTE:

For all Cutout Maker e-Dies, cold laminate the construction paper prior to cutting out to create longer-lasting manipulatives that can be re-used or sent home for additional reinforcement.

For all posters, cold laminate and use dry-erase markers to write on and wipe off to re-use and foster interactive learning with students.

## TARGET AUDIENCE

K-12

## OBJECTIVE

Students will come to class prepared with all materials needed for each day's lesson.


## MATERIALS

Poster with materials

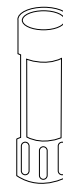
Materials cut out shapes (when appropriate)

## PREPARATION


Customize Poster Maker template (shown) to read “Materials for Class”, print and laminate. Use Cutout Maker e-Dies (some examples shown) to cut out shapes that represent the materials that students will need for each class.



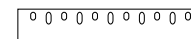
**Notepad**  
BDR021



**Glue Stick**  
SIW045



**Notebook**  
SIW057



**Ruler**  
SIW088



**Scissors**  
SIW100

